



Comparing and Contrasting
Task A: Making Associations with Visual Cues



Circle the objects that go together and explain your reason. The first one is done for you.

1.

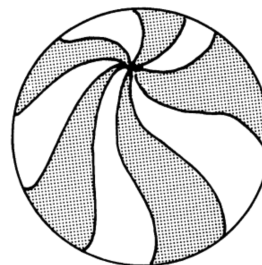



They both have four legs.

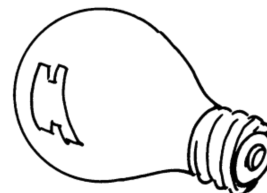
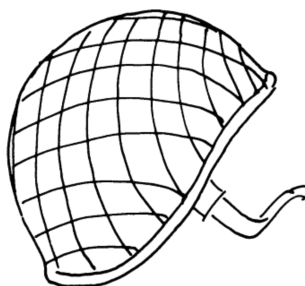
2.



3.



4.



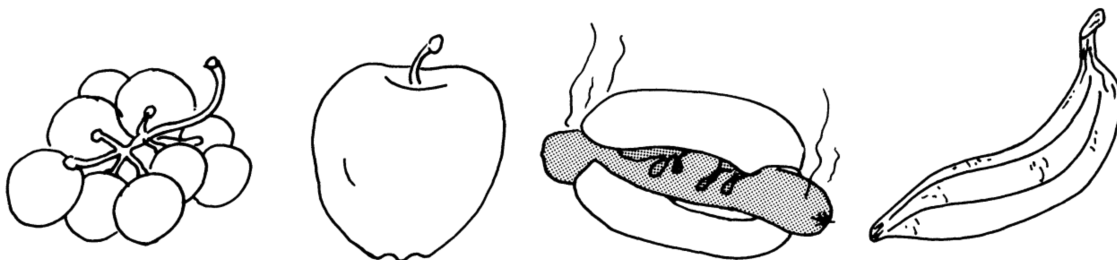
I.E.P. Goal: The client will use visual cues to associate objects, with 90% or greater accuracy.

Comparing and Contrasting

Task A: Making Associations with Visual Cues, *continued*

Circle the objects that go together and explain your reason.

5.



6.



7.



8.




I.E.P. Goal: The client will use visual cues to associate objects, with 90% or greater accuracy.

Comparing and Contrasting

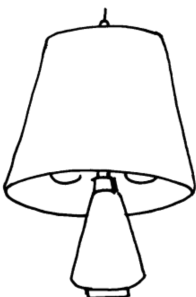
Task A: Making Associations with Visual Cues, *continued*

Circle the objects that go together and explain your reason.

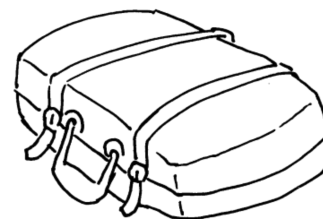
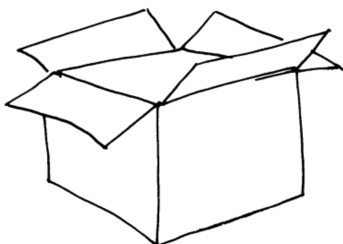
9.




10.



11.



12.



I.E.P. Goal: The client will use visual cues to associate objects, with 90% or greater accuracy.