

The Picnic

Interactive - Answering Questions


Directions: Give the child a copy of the picture scene on page 75, and the pictures below. Have the child color and cut out all of the pictures.

Activity: Ask the child to listen carefully. Read the story aloud. After listening to the story, have the child glue the pictures on the page according to the details in the story.

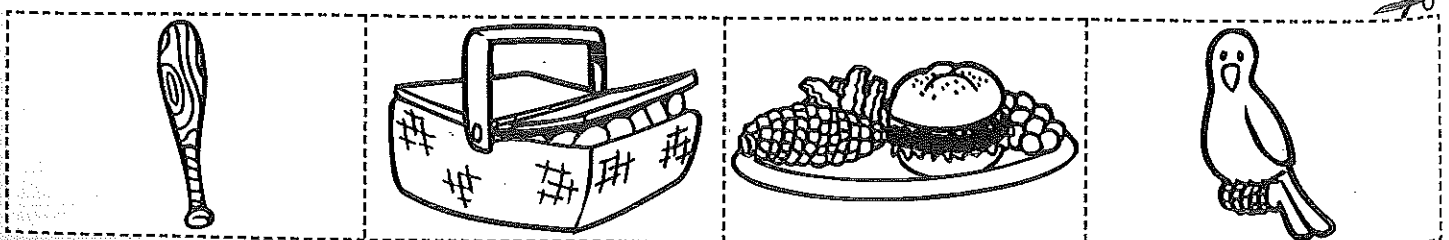
The Matthews family was going on a picnic. They drove around until they found the perfect spot with a table close by. Mrs. Matthews put the basket on the table while the boys went to play ball. At first they couldn't find the bat, but they finally found it under a tree. They heard something in the tree and looked up to see a bird watching them. Mr. Matthews was hungry so he fixed his plate and put it on the blanket. It was a great day for a picnic!

Additional Activities:

1. Where was the Matthews family going?
2. Where did Mrs. Matthews put the basket?
3. What did the boys play?
4. Where was the bat?
5. What did they hear in the tree?




Give a copy of the pictures below to the child.



Semantic Recall

The Picnic

Directions: Color and cut out all of the pictures on page 74. Glue the pictures on the scene according to the details in the story.



Homework Partner _____

Date _____

Name _____

**Semantic
Recall**