

Tone of Voice

Teacher Copy




Target population: This lesson is used for children with pragmatic language difficulties to focus on tone of voice.

Directions: This page is designed for the SLP or teacher. First, discuss the concept with the students that how you say something is just as important as what you say. The kids are then given the second page that has only the faces without the labels. One by one go through the different faces discussing the feelings and using the appropriate tones of voices. Have the students give examples and practice using the different tones of voices. For example, when introducing the lesson to the students practice by using the phrase "Sure, I'll do it" in different tones of voices.


bored



mean



sarcastic



I'm sorry



happy



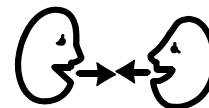
mad



unhappy




sincere




embarrassed



worried



silly!



excited

